

Welcome to the March pulse^o today, the monthly update from pulse^o

This month includes: updates to three data measures and analysis of building permits issued in 2009

19% increase in the value of building permits issued in Rural Victoria during 2009, compared to 2008. *Source: Building Commission.*

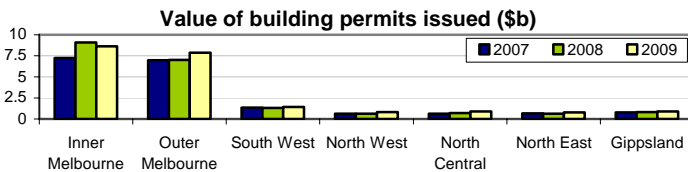
508 number of Building Surveyors registered with the Building Practitioners Board as at 28 February 2010. *Source: Building Commission.*

14% increase in building industry average weekly wages in 2009, compared to 2008. *Source: ABS.*

Updates

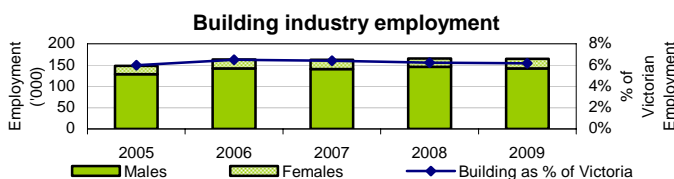
Building permits by region *Source: Building Commission*

The value of building permits increased in all regions of Victoria in 2009, except Inner Melbourne. Outer Melbourne recorded a 12 per cent increase compared to 2008, while Inner Melbourne eased by 5 per cent after a large increase the previous year. Rural Victoria performed very well with an overall 19 per cent increase compared to 2008. [more detail...](#)



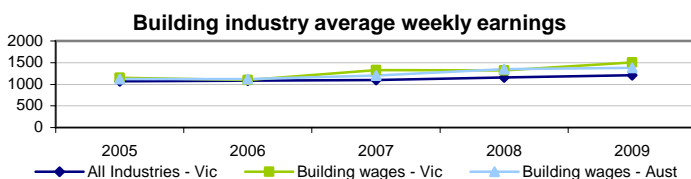
Building employment *Source: ABS*

Over 2009, there was an average of 164,900 people employed in the Victorian building industry, just 0.2 per cent less than in 2008. The building industry made up 6.2 per cent of the state's employment during 2009, the same as 2008. [more detail...](#)



Building industry wages *Source: ABS*

Australian Bureau of Statistics (ABS) data shows average weekly earnings in the Victorian building industry was \$1505, 14 per cent higher in 2009 than in 2008. This is 24 per cent higher than the all-industry Victorian average wage and 9 per cent more than the National building industry average. [more detail...](#)



Building permits issued in 2009

The value of building permits issued in Victoria increased 6 per cent to \$21.4 billion in 2009. The number issued increased 3 per cent to 105,568 building permits. This positive result has been influenced by the First Home Buyers Boost and Federal and State Government stimulus packages

The value of building permits increased in several building work categories. The 2009 increase can largely be attributed to the Public Buildings building permits increase which accounted for 52 per cent of the total increase, 36 per cent was from Domestic (houses) and 11 per cent was from Hospital/Healthcare.

Public Buildings reported a massive 98 per cent increase in the value of building permits issued during 2009, with \$3.0 billion. All regions recorded growth. North West, North Central, Gippsland and Outer Melbourne recorded growth of over 120 per cent each. The South West region reported 99 per cent, the North West increased by 83 per cent and Inner Melbourne reported a 75 per cent increase in the value of Public Buildings building work.

Domestic (houses) building permits reached \$11.4 billion, up 10 per cent from 2008. The major areas of Domestic growth were the three Northern regions which increased by over 23 per cent each. Outer Melbourne reported a 16 per cent increase in the value of domestic building permits, Gippsland increased by 14 per cent, the South West region by 6 per cent, while Inner Melbourne recorded a 4 per cent decline.

Hospital/Healthcare soared 70 per cent to record \$762.6 million worth of building permits in 2009. The major areas of Hospital/Healthcare growth were the North West, Inner Melbourne and Outer Melbourne regions which increased by 143, 103 and 70 per cent respectively. Recording a decline in Hospital/Healthcare building permits was the South West region with a 48 per cent decrease, Gippsland fell by 31 per cent and the North East region reported a 24 per cent decline in 2009.

While there was an overall increase in the value of permits issued, Commercial and Retail building permits declined in 2009.

Commercial building permits fell 31 per cent with decreases recorded in Inner and Outer Melbourne, the North East and the North West regions. Despite the overall decrease in Commercial building permits, there were significant increases in the North Central and Gippsland regions in 2009.

Retail building permits also fell by 31 per cent in 2009. All regions reported declines in the value of Retail building permits issued.

pulse^o publishes and analyses data on the building industry including: building practitioner, building permits, compliance, consumer satisfaction and much more. [more detail...](#)